


## Title VI Native American Aging Programs: Services and Partnerships


**M**ore than 280 Title VI Native American Aging Programs (Title VI programs) provide nutrition, supportive and caregiver services to American Indian, Alaska Native and Native Hawaiian elders across the United States. These tribal programs are funded by the federal Older Americans Act.


Through their services and partnerships, Title VI programs support the health and social engagement needs of tribal elders by providing an average of 26 services to elders.

### Top 10 Services


supported by Title VI funding are:


**1** Home-delivered meals 


**2** Congregate meals 


**3** Information and referral/assistance 


**4** Outreach 


**5** Special events for elders 

**6** Family caregiver support 

**7** Telephone reassurance/friendly visiting 

**8** Senior center activities 

**9** Transportation (medical or non-medical) 

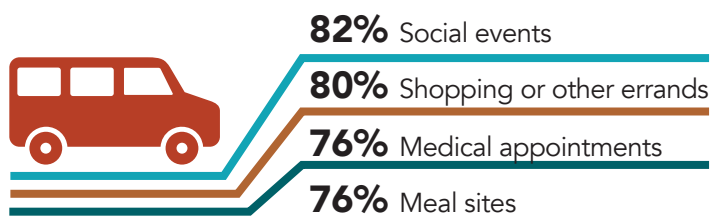
**10** Respite care 

Title VI programs provide an average of 26 services to help ensure elders have the supports they need to continue living at home and in their communities for as long as possible.



### Transportation

The majority of Title VI programs serve rural or remote areas, making transportation a critical way to help elders stay connected to the community and maintain their health. Title VI transportation services are most commonly provided for:





## Partnerships

To help meet the needs of elders, Title VI programs work with community partners. The most common partnerships are with:

**81%** Tribal health care (e.g., tribal health clinic or center)

**81%** Indian Health Service (IHS)

**80%** Tribal housing

**79%** Adult Protective Services



## Title VI & Tribal Health Care

Title VI programs partner with tribal health care to support the health needs of elders. They most frequently coordinate on:

**78%** Nutrition and/or health education

**73%** Wellness checks

**70%** Transportation

**67%** Diabetes wellness programs



*Note: The survey of Title VI programs was conducted by the National Association of Area Agencies on Aging in 2020 with a response rate of 84 percent. The full Title VI Survey Report will be available in summer 2021 at [www.n4a.org/publications](http://www.n4a.org/publications).*



advocacy | action | answers on aging



MIAMI UNIVERSITY

SCRIPPS GERONTOLOGY CENTER

*An Ohio Center of Excellence*

This project was supported, in part, by grant number 90PPUC0001 from the U.S. Administration for Community Living, Department of Health and Human Services, Washington, DC. Grantees undertaking projects with government sponsorship are encouraged to express freely their findings and conclusions. Points of view or opinions do not, therefore, necessarily represent official ACL policy.